


Unlock the Secrets of Calling and Decoying Wary Boss Gobblers Into Range

Spring turkey hunting is a thrilling and challenging pursuit that requires skill, patience, and a deep understanding of these elusive birds. Calling and decoying are two essential techniques that can significantly increase your chances of success. However, wary boss gobblers are a formidable adversary, known for their keen eyesight and ability to detect even the slightest movement or sound. In this comprehensive guide, we will delve into the art of calling and decoying boss gobblers, providing you with the knowledge and techniques to outsmart these cunning creatures and bag the trophy of a lifetime.

Understanding Boss Gobblers

Boss gobblers are the dominant males in a turkey flock. They are typically larger and more experienced than other gobblers, and they have a keen awareness of their surroundings. Boss gobblers are also highly territorial, and they will defend their territory from any perceived threat. This makes them particularly challenging to call and decoy, as they are more likely to be spooked by unfamiliar sounds or movements.



Guide to Advanced Turkey Hunting: How to Call and Decoy Even Wary Boss Gobblers into Range by Dylan Farrow

★★★★☆ 4.4 out of 5

Language : English
File size : 3916 KB
Text-to-Speech : Enabled
Screen Reader : Supported
Enhanced typesetting : Enabled
Word Wise : Enabled



To increase your chances of success, it is important to understand the behavior of boss gobblers. They are most active during the early morning and late afternoon hours. They will often spend the day roosting in trees, and they will come down to feed in open areas during the morning and evening. Boss gobblers are also known to be very vocal, and they will often gobble to attract hens. This behavior can be used to your advantage when calling and decoying.

Calling Boss Gobblers

There are a variety of different turkey calls that can be used to attract boss gobblers. The most common call is the locator call, which is used to get the attention of a gobbler that is out of sight. Locator calls can be made using a variety of different sounds, such as yelps, clucks, and purrs. Once you have located a gobbler, you can start using more aggressive calls, such as aggressive clucks and gobbles, to challenge the gobbler and entice him to come closer.

When calling boss gobblers, it is important to be patient and persistent. Gobblers may not always respond to your calls immediately, so it is important to keep calling until you get a response. It is also important to vary your calls and to experiment with different sounds to see what the gobbler responds to best.

Decoying Boss Gobblers

Decoys can be a very effective way to attract boss gobblers into range. Decoys can be used to simulate a hen turkey, which will trigger the gobbler's natural instinct to approach and breed. There are a variety of different turkey decoys available, so it is important to choose the right decoys for your situation. If you are hunting in a wooded area, you may want to use a decoy that is designed to look like a hen turkey that is feeding. If you are hunting in an open field, you may want to use a decoy that is designed to look like a hen turkey that is displaying.

When setting up your decoys, it is important to place them in a realistic location. The decoys should be placed in an area where a hen turkey would naturally be found, such as near a food source or a dusting area. It is also important to make sure that the decoys are placed in a way that the gobbler will be able to see them from a distance.

Combining Calling and Decoying


Calling and decoying are two complementary techniques that can be used together to increase your chances of success when hunting boss gobblers. By combining these two techniques, you can create a more realistic and convincing setup that will entice the gobbler to come closer. When calling and decoying, it is important to be patient and to stay hidden. Gobblers are very wary, so it is important to make sure that you are not making any sudden movements or noises that could spook the bird.

Calling and decoying boss gobblers is a challenging but rewarding experience. By understanding the behavior of boss gobblers and using the right techniques, you can increase your chances of success and bag the trophy of a lifetime. Remember to be patient, persistent, and to pay attention to the details. With practice, you will be able to master the art of

calling and decoying boss gobblers and enjoy the thrill of outsmarting these elusive birds.



Image caption: A hunter calling a turkey in the woods.



Guide to Advanced Turkey Hunting: How to Call and Decoy Even Wary Boss Gobblers into Range by Dylan Farrow

★★★★☆ 4.4 out of 5

Language : English
File size : 3916 KB
Text-to-Speech : Enabled
Screen Reader : Supported
Enhanced typesetting : Enabled
Word Wise : Enabled
Print length : 254 pages

FREE


DOWNLOAD E-BOOK





Arthur Meighen: A Life in Politics

Arthur Meighen was one of Canada's most important and controversial prime ministers. He served twice, from 1920 to 1921 and from 1926 to 1927. During his time in office, he...



Vindicated: Atlanta's Finest

In the heart of Atlanta, a city known for its vibrant culture and bustling streets, a shadow of darkness lurked. A series of brutal murders had gripped the...