


# Chess For Kids - Learn How to Play and Win Like a Pro!

Chess is a challenging but rewarding game that can teach kids valuable skills like critical thinking, problem-solving, and patience. This book will teach kids everything they need to know to get started playing chess, including the basics of the game, how to move the pieces, and how to checkmate their opponent. With easy-to-follow instructions and lots of helpful diagrams, this book will have kids playing chess like a pro in no time.



## Chess for Kids: How to Play and Win by Richard James

★★★★☆ 4.4 out of 5

Language : English  
File size : 15639 KB  
Text-to-Speech : Enabled  
Enhanced typesetting : Enabled  
Screen Reader : Supported  
Print length : 186 pages



## The Basics of Chess

Chess is played on an 8x8 checkered board with 16 pieces per player. The pieces are:

- King: The most important piece, which can move one square in any direction.

- Queen: The most powerful piece, which can move any number of squares along a rank (row),file (column),or diagonal.
- Rook: A powerful piece that can move any number of squares along a rank or file.
- Bishop: A piece that can move any number of squares diagonally.
- Knight: A unique piece that moves in an "L" pattern - two squares in one direction and then one square perpendicularly.
- Pawn: The weakest piece, which can move one square forward, or two squares forward on its first move. Pawns capture diagonally forward.

The goal of the game is to checkmate the opponent's king. Checkmate occurs when the king is under immediate threat of capture (check) and there is no legal move to remove the threat.

## **How to Move the Pieces**

Each type of piece moves in a different way. Here is a summary of how each piece moves:

- King: The king can move one square in any direction - horizontally, vertically, or diagonally.
- Queen: The queen is the most powerful piece and can move any number of squares along a rank, file, or diagonal.
- Rook: The rook can move any number of squares along a rank or file.
- Bishop: The bishop can move any number of squares diagonally.
- Knight: The knight moves in an "L" pattern - two squares in one direction and then one square perpendicularly.

- Pawn: The pawn moves one square forward, or two squares forward on its first move. Pawns capture diagonally forward.

## **How to Checkmate Your Opponent**

The goal of the game is to checkmate your opponent's king. Checkmate occurs when the king is under immediate threat of capture (check) and there is no legal move to remove the threat.

There are many different ways to checkmate your opponent, but some of the most common include:

- The back rank mate: This is a checkmate that occurs when the king is trapped on the back rank (the first or eighth rank) by a rook, queen, or bishop.
- The smothered mate: This is a checkmate that occurs when the king is trapped in the center of the board by its own pieces.
- The discovered checkmate: This is a checkmate that occurs when a piece moves out of the way to reveal a check on the king.

## **Tips for Winning at Chess**


Here are a few tips to help you win at chess:

- Control the center of the board. The center of the board is the most important area on the chessboard, so try to control it with your pieces.
- Develop your pieces early. Don't waste time moving your pawns around. Instead, develop your knights and bishops as early as possible.

- Protect your king. Your king is the most important piece, so make sure to protect it at all times.
- Think ahead. Don't just make moves without thinking about the consequences. Try to anticipate your opponent's moves and plan your own moves accordingly.
- Don't be afraid to sacrifice. Sometimes, you need to sacrifice a piece to gain an advantage in the game. Don't be afraid to do so if it gives you a better chance of winning.

Chess is a challenging but rewarding game that can teach kids valuable skills like critical thinking, problem-solving, and patience. This book has taught you everything you need to know to get started playing chess, including the basics of the game, how to move the pieces, and how to checkmate your opponent. With easy-to-follow instructions and lots of helpful diagrams, this book will have you playing chess like a pro in no time.

So what are you waiting for? Grab a copy of this book today and start learning how to play chess like a pro!



### **Chess for Kids: How to Play and Win** by Richard James

★★★★☆ 4.4 out of 5

Language : English  
File size : 15639 KB  
Text-to-Speech : Enabled  
Enhanced typesetting : Enabled  
Screen Reader : Supported  
Print length : 186 pages

FREE


DOWNLOAD E-BOOK





## Arthur Meighen: A Life in Politics

Arthur Meighen was one of Canada's most important and controversial prime ministers. He served twice, from 1920 to 1921 and from 1926 to 1927. During his time in office, he...



## Vindicated: Atlanta's Finest

In the heart of Atlanta, a city known for its vibrant culture and bustling streets, a shadow of darkness lurked. A series of brutal murders had gripped the...